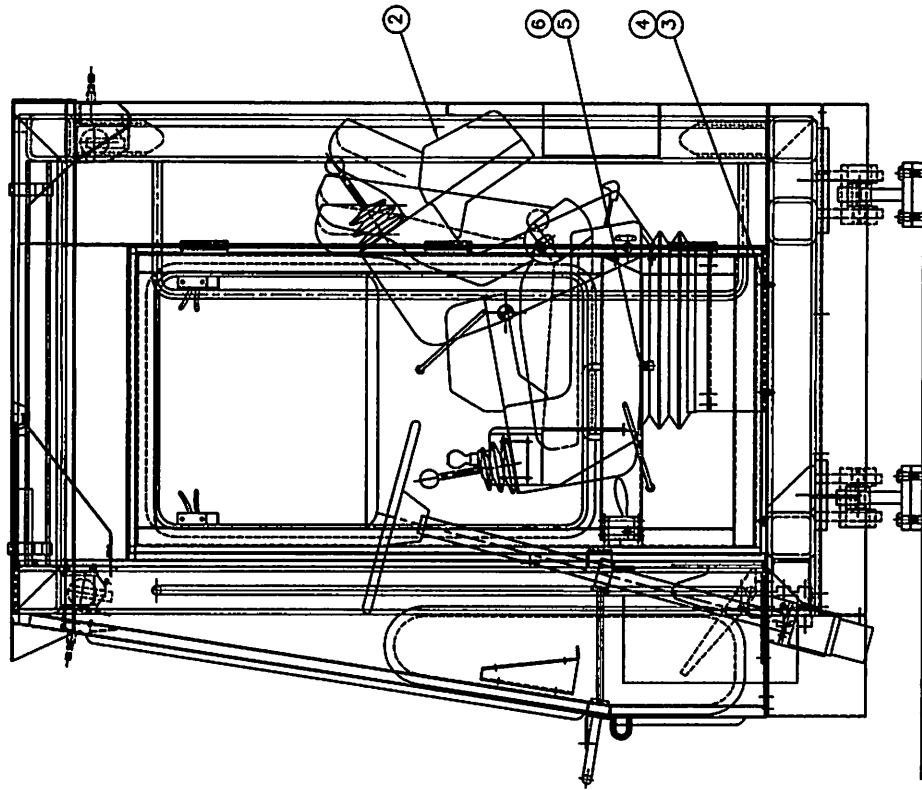


The word "SWINGMASTER" is written in a bold, outlined, sans-serif font. The text is enclosed within a decorative oval border composed of many small, vertical rectangular segments, resembling a chain-link fence or a stylized rope.

SWINGMASTER

SECTION 0

OPERATOR'S
COMPARTMENT



① INSTALLATION

TOLERANCES

UNLESS OTHERWISE SPECIFIED
 FRACTIONS +/-
 3 PLACE DECIMALS +/-
 2 PLACE DECIMALS +/-
 1 PLACE DECIMALS +/-
 ANGLES

SEE SWINGMASTER SPECIFICATION
 G-1 FOR TOLERANCES NOT SPECIFIED

DIMENSIONS ARE IN INCHES
 DO NOT SCALE DRAWING
 SCALE: 1"=8"

SWINGMASTER CORPORATION

11415 MELROSE AVENUE
 FRANKLIN PARK, ILLINOIS 60131

SEAT INSTALLATION

FOR MODEL SL180

DRAWN BY: J.K.

DATE: 4-24-90

DRAWING NO.

C-218

MACHINE

SECTION

1

MODEL SL180-13 SWINGLOADER

OPERATOR'S COMPARTMENT

ASSEMBLY
NUMBER

DESCRIPTION

1803533 OPERATOR'S SEAT INSTALLATION

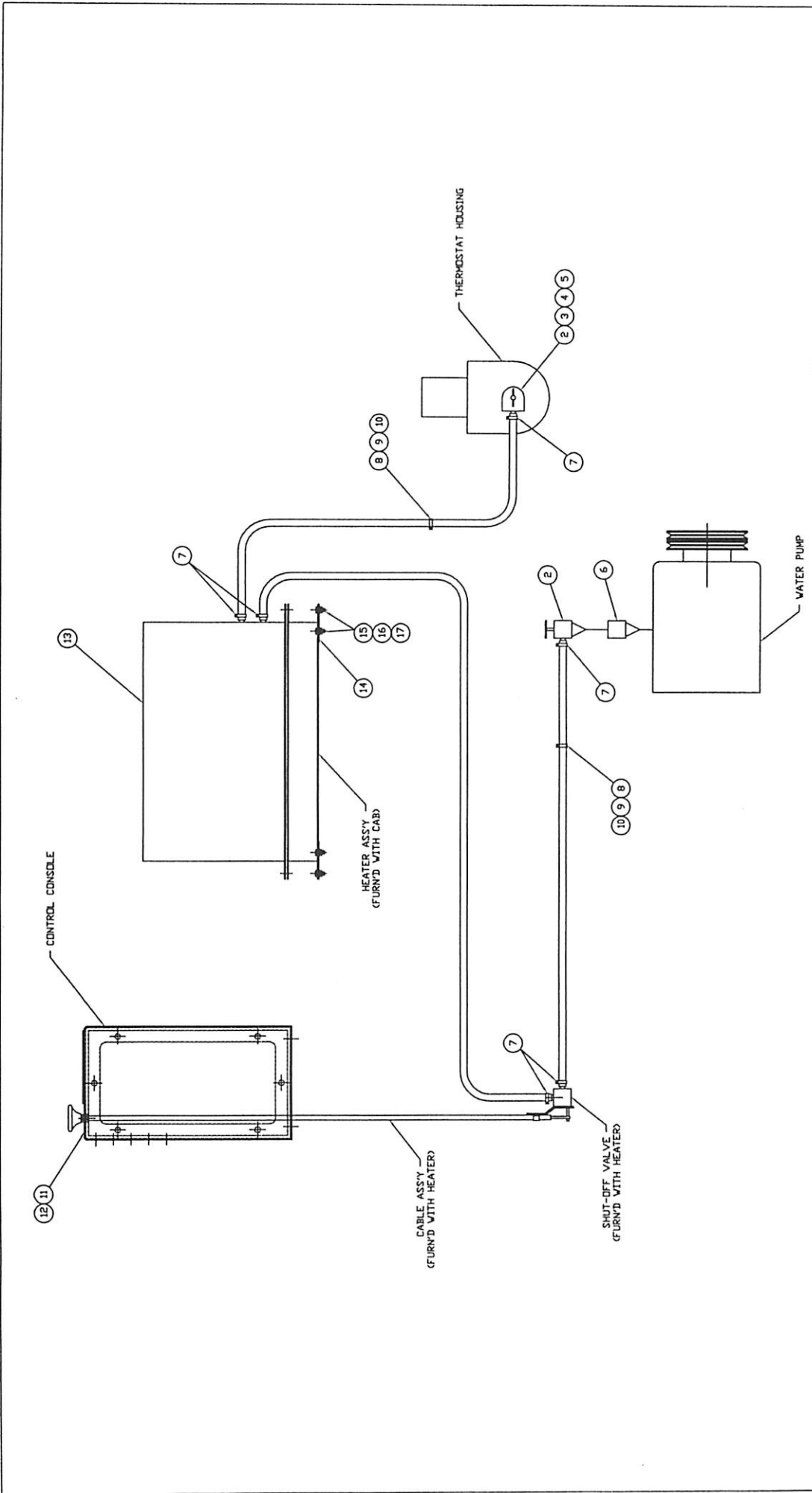
ITEM NO.	PART NUMBER	DESCRIPTION	QTY USED
2	1806865	SEAT ASS'Y	1
3	1800454	H.H.C.S. 3/8-16 X 1 1/4" LONG	4
4	1800568	3/8" LOCK WASHER	4
5	1803535	SEAT SWITCH	1
6	1803536	SEAT SWITCH MOUNTING BRACKET	1

SWINGMASTER CORPORATION

11415 MELROSE AVENUE

FRANKLIN PARK, ILLINOIS 60131

TEL: (847) 451-1224



TOLERANCES
 UNLESS OTHERWISE SPECIFIED
 3 PLACE DECIMALS +/-
 2 PLACE DECIMALS +/-
 1 PLACE DECIMALS +/-
 ANGLES
 SEE SWINGMASTER SPECIFICATION
 G-1 FOR TOLERANCES NOT SPECIFIED
 DIMENSIONS ARE IN INCHES
 DO NOT SCALE DRAWING
 SCALE: 1/4"

SWINGMASTER CORPORATION
 11415 HOLBROOK AVENUE
 FRANKLIN PARK, ILLINOIS 60131
 HEATER INSTALLATION
 FOR MODEL 182
 DRAWN BY: J.K.
 DATE: 5-3-90
 DRAWING NO. D-423

1 INSTALLATION
 REVISION
 1

MACHINE

SECTION

1

MODEL SL180-13 SWINGLOADER

OPERATOR'S COMPARTMENT

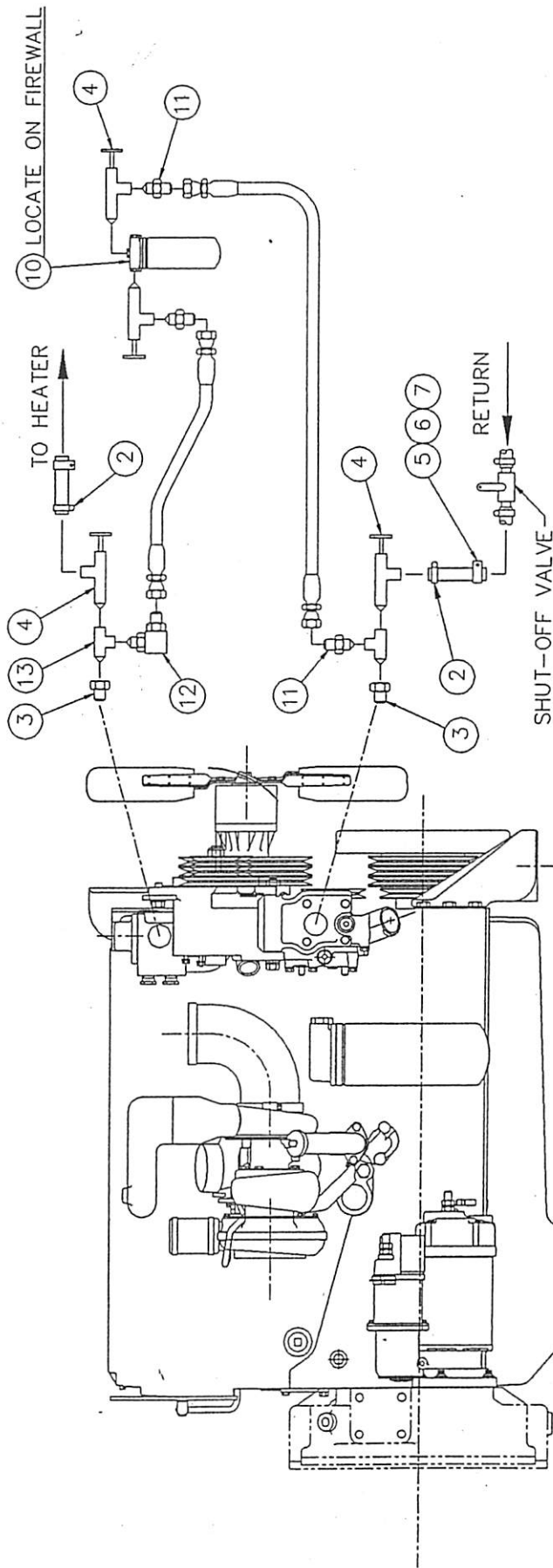
ASSEMBLY NUMBER		DESCRIPTION	
1803596		HEATER INSTALLATION	
ITEM NO.	PART NUMBER	DESCRIPTION	QTY USED
2	1801305	SHUT OFF VALVE	2
3	1800293	PIPE COUPLING-3/8"	1
4	1800962	STEEL PIPE NIPPLE 3/8" X 3"	1
5	1800906	STRAIGHT PIPE REDUCER BUSHING 1/2 TO 3/8	1
6	1800908	STRAIGHT PIPE REDUCER BUSHING 3/4 TO 3/8	1
7	1800692	1 3/4" HOSE CLAMP	6
8	1800743	1 1/16" DIAMETER CLAMP	2
9	1800450	H.H.C.S. 3/8-16 X 5/8" LONG	2
10	1800568	3/8" LOCK WASHER	2
11	1801304	NAME PLATE-(IN-COLD OUT-HOT)	1
12	1800845	1/8" POP RIVET	2
13	8700858	HEATER ASSEMBLY	1
14	1803740	FILTER BOX CORNER PLATE	4
15	1800442	H.H.C.S. 5/16-18 X 3/4" LONG	8
16	1800512	HEX NUT 5/16-18	8
17	1800074	5/16" LOCK WASHER	8

SWINGMASTER CORPORATION

11415 MELROSE AVENUE

FRANKLIN PARK, ILLINOIS 60131

TEL: (847) 451-1224



1 INSTALLATION

TOLERANCES UNLESS OTHERWISE SPECIFIED FRACTIONS +/- 3 PLACE DECIMALS +/- 2 PLACE DECIMALS +/- 1 PLACE DECIMALS +/- ANGLES	SWINGMASTER CORPORATION 730 INDUSTRIAL DRIVE ELMHURST, ILLINOIS 60126
	HEATER INSTALLATION
SEE SWINGMASTER SPECIFICATION G-1 FOR TOLERANCES NOT SPECIFIED DIMENSIONS ARE IN INCHES DO NOT SCALE DRAWING SCALE:	MODEL 181 W/ CAT3116DIT ENG. DRAWN BY: R.M. DATE: 2-27-97
DRAWING NO. H1-58	

MACHINE

SECTION

1

MODEL SL180-13 SWINGLOADER

OPERATOR'S COMPARTMENT

ASSEMBLY
NUMBER

DESCRIPTION

1805615

HEATER INSTALLATION

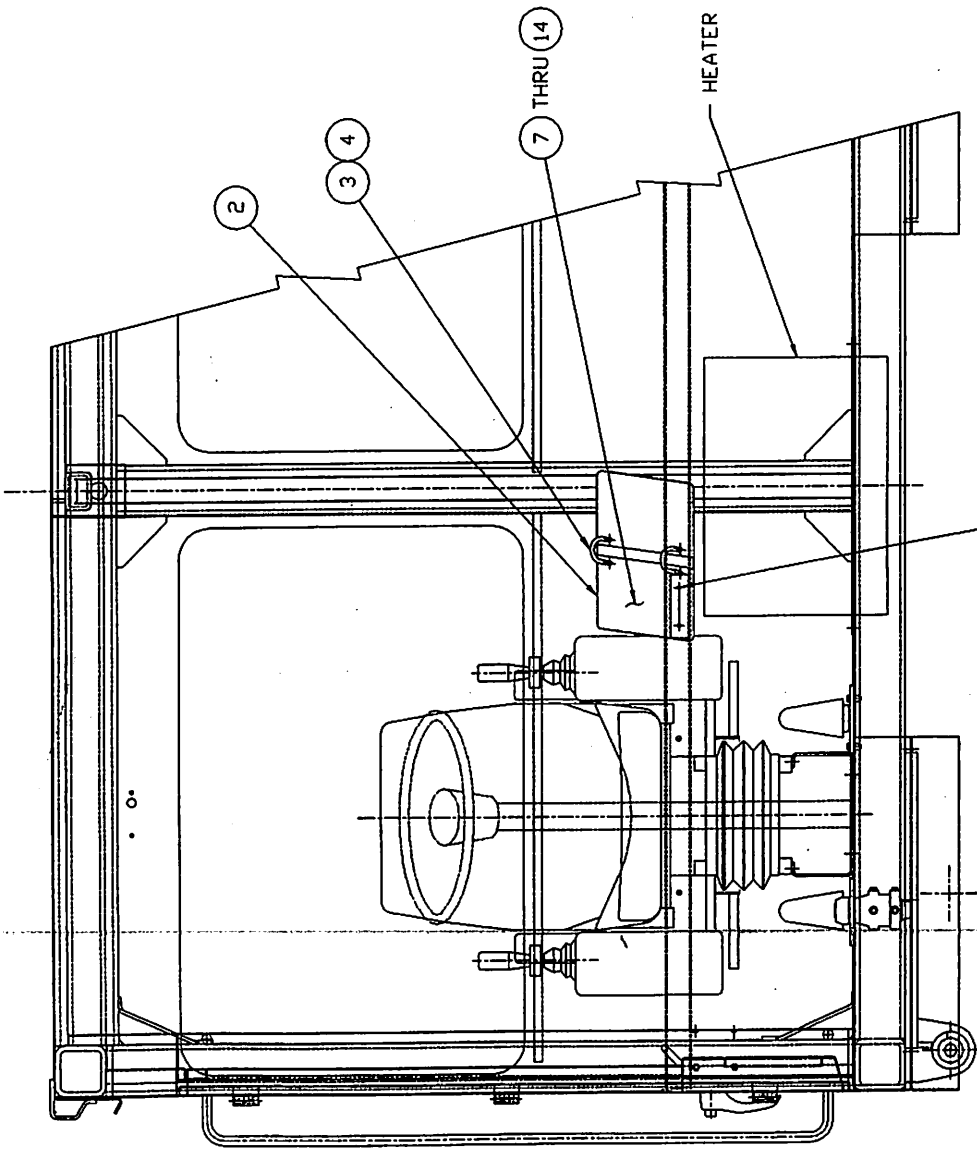
ITEM NO.	PART NUMBER	DESCRIPTION	QTY. USED
002	1800692	1 3/4" HOSE CLAMP	6.00
003	1800908	STRAIGHT PIPE REDUCER BUSHING 3/4 TO 3/8	2.00
004	1801305	SHUT OFF VALVE	4.00
005	1800743	1 1/16" DIAMETER CLAMP	2.00
006	1800450	H.H.C.S. 3/8-16 X 5/8" LONG	2.00
007	1800568	3/8" LOCK WASHER	2.00
008	1801304	NAME PLATE-(IN-COLD OUT-HOT)	1.00
009	1800845	1/8" POP RIVET	2.00
010	8704051	WATER TREAT FILTER	1.00
011	1800754	STRAIGHT MALE 3/8 PIPE TO 3/8 TUBE	3.00
012	1800781	90 DEG MALE ELBOW 3/8 PIPE TO 3/8 TUBE	1.00
013	1800913	3/8 PIPE SERVICE TEE M-F-F	2.00

SWINGMASTER CORPORATION

11415 MELROSE AVENUE

FRANKLIN PARK, ILLINOIS 60131

TEL: (847) 451-1224



TOLERANCES UNLESS OTHERWISE SPECIFIED FRACTIONS +/- 3 PLACE DECIMALS +/- 2 PLACE DECIMALS +/- 1 PLACE DECIMALS +/- ANGLES	SWINGMASTER CORPORATION 11415 MELROSE AVENUE FRANKLIN PARK, ILLINOIS 60131
	LOAD RATINGS & OPERATING INSTRUCTIONS INSTALLATION MODEL SL180-20 DRAWN BY: J.K. DATE: 12-10-98
SEE SWINGMASTER SPECIFICATION G-1 FOR TOLERANCES NOT SPECIFIED DIMENSIONS ARE IN INCHES DO NOT SCALE DRAWING SCALE: 1/8	DRAWING NO. D-818

1 INSTALLATION

MACHINE

SECTION

1

MODEL SL180-13 SWINGLOADER

OPERATOR'S COMPARTMENT

ASSEMBLY
NUMBER

DESCRIPTION

1806905 LOAD RATINGS & OPERATING INSTRUCTIONS

ITEM NO.	PART NUMBER	DESCRIPTION	QTY USED
2	1803628	INSTRUCTIONS MOUNTING PLATE	1
3	1800678	1 5/8" MUFFLER CLAMP	2
4	1800512	HEX NUT 5/16-18	4
5	1800430	H.H.C.S. 1/4-20 X 1/2" LONG	2
6	1800567	1/4" LOCK WASHER	2
7	1806213	OPERATING INSTRUCTIONS COVER PLATE	1
8	1806906	LOAD CHART RATINGS	1
9	1801317	H.H.C.S. 3/4-10 X 5-1/2" LONG	1
10	1806215	LOAD RATING INSTRUCTION PLATE	1
11	1801370	LOAD RATING INSTRUCTIONS AND DEFINITION	1
12	1806216	TIRE INFLATION & ATT. WEIGHT CHART	1
13	1803639	HAND SIGNAL COVER PLATE	1
14	1803638	HAND SIGNAL CHARTS	1

SWINGMASTER CORPORATION
 11415 MELROSE AVENUE
 FRANKLIN PARK, ILLINOIS 60131

TEL: (847) 451-1224

MACHINE SECTION 1

MODEL SL180-13 SWINGLOADER OPERATOR'S COMPARTMENT

ASSEMBLY NUMBER	DESCRIPTION
1801260	TOOL KIT

ITEM NO.	PART NUMBER	DESCRIPTION	QTY. USED
1	1801269	SPECIAL SOCKET WRENCH	1.00
2	1801270	PLIER	1.00
3	1801271	SCREW DRIVER	1.00
4	1800370	WRENCH	1.00
5	1800371	HANDLE	1.00
6	1800375	GREASE GUN	1.00
7	1800377	GREASE GUN HOSE	1.00
8	1801069	3/8" FEMALE COUPLER BODY	1.00

SWINGMASTER CORPORATION
 11415 MELROSE AVENUE
 FRANKLIN PARK, ILLINOIS 60131

TEL: (847) 451-1224